

Scaled data based on original data using
LM-79-08 Approved Method: Electrical and Photometric Measurements of Solid-
State Lighting Products

Test Report Prepared for
Cooper Lighting Solutions
(formerly Eaton)

Brand: McGRAW-EDISON

Report Number: P199953

Luminaire Tested: **GWC-AF-01-LED-E1-SL2-7030-1200-HSS**

Issue Date: 3/3/2020

Test Information

Test Method: LM-79-08
Report Number: P199953
TEST IS SCALED FROM IESNA LM-79-08 TEST DATA (P24287)
Test Lab: INNOVATION CENTER P2
Issue Date: 3/3/2020
Manufacturer: COOPER LIGHTING SOLUTIONS (FORMERLY EATON)
Product Line: MCGRAW-EDISON
Catalog Number: GWC-AF-01-LED-E1-SL2-7030-1200-HSS
Description: GALLEON WALL LUMINAIRE
(1) 70 CRI, 3000K, 1200mA LIGHTSQUARE WITH 16 LEDS EACH AND TYPE II SPILL LIGHT ELIMINATOR OPTICS WITH HOUSE SIDE SHIELD
Light Source: -
Ballast/Driver: ELECTRONIC DRIVER

Summary

Lumens per Lamp: N/A
Luminaire Lumens: 5491.8 lumens
Efficiency: N/A
Efficacy: 82.0 lumens/watt
Luminous Opening: Rectangular (W 0.5' x L: 0.5' x H: 0')
IES Classification: Type II - Short - Semi-Cutoff
BUG Rating: B1 - U0 - G2

Input Watts (W): 67
Input Voltage (V): NR
Input Current (Ain): NR
Voltage Rise (V): NR
Power Factor: NR
Total Harmonic Distortion (THDi): NR
Frequency (hertz): 60
Stabilization Time: NR
Operation Time: NR
Ambient Temperature (°C): NR
Test Distance: 25 FT

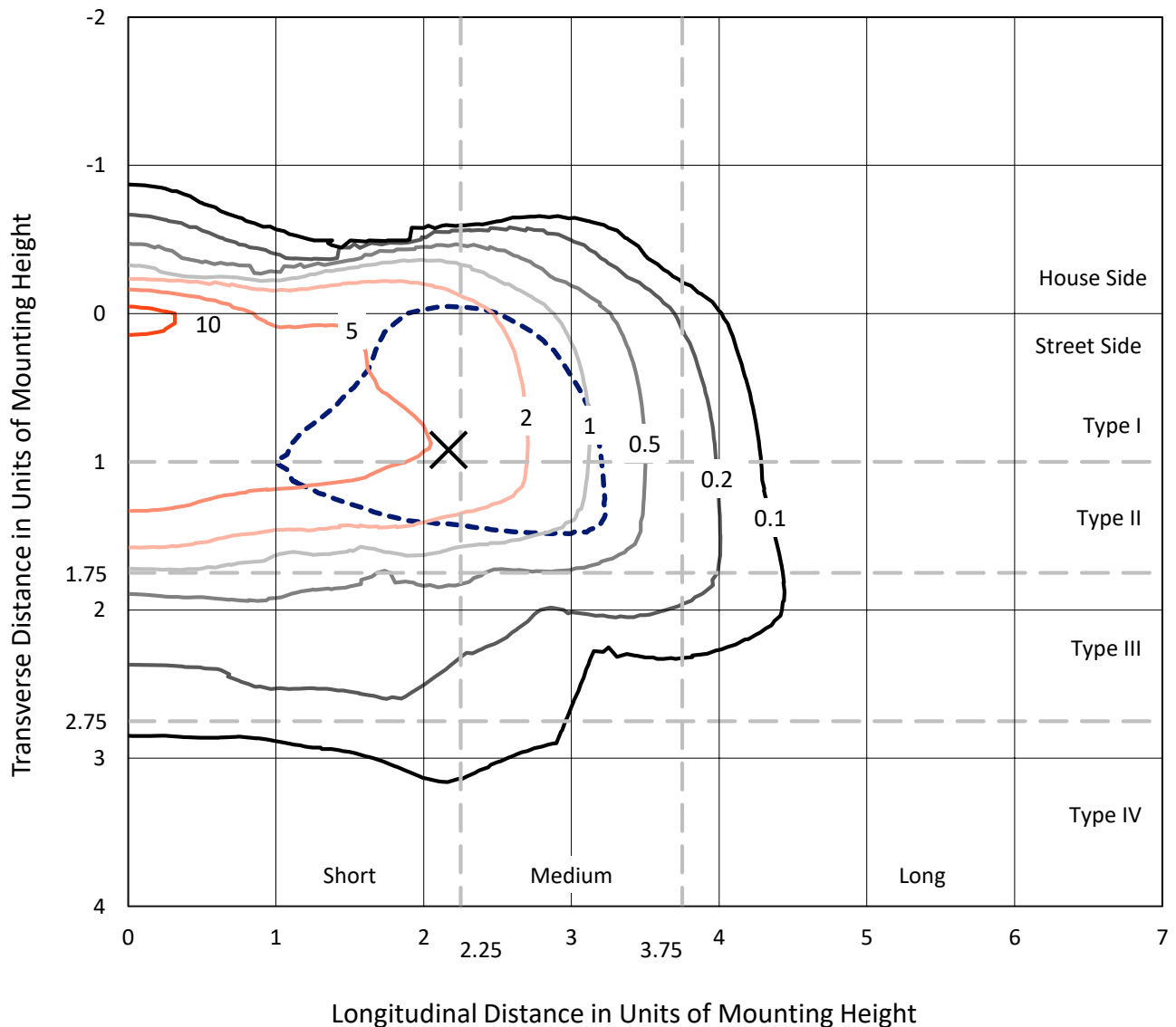


REPORT NUMBER: P199953

CATALOG NUMBER: GWC-AF-01-LED-E1-SL2-7030-1200-HSS

Iso-Footcandle Lines of Horizontal Illumination

× Max cd
 - - - 1/2 Max cd

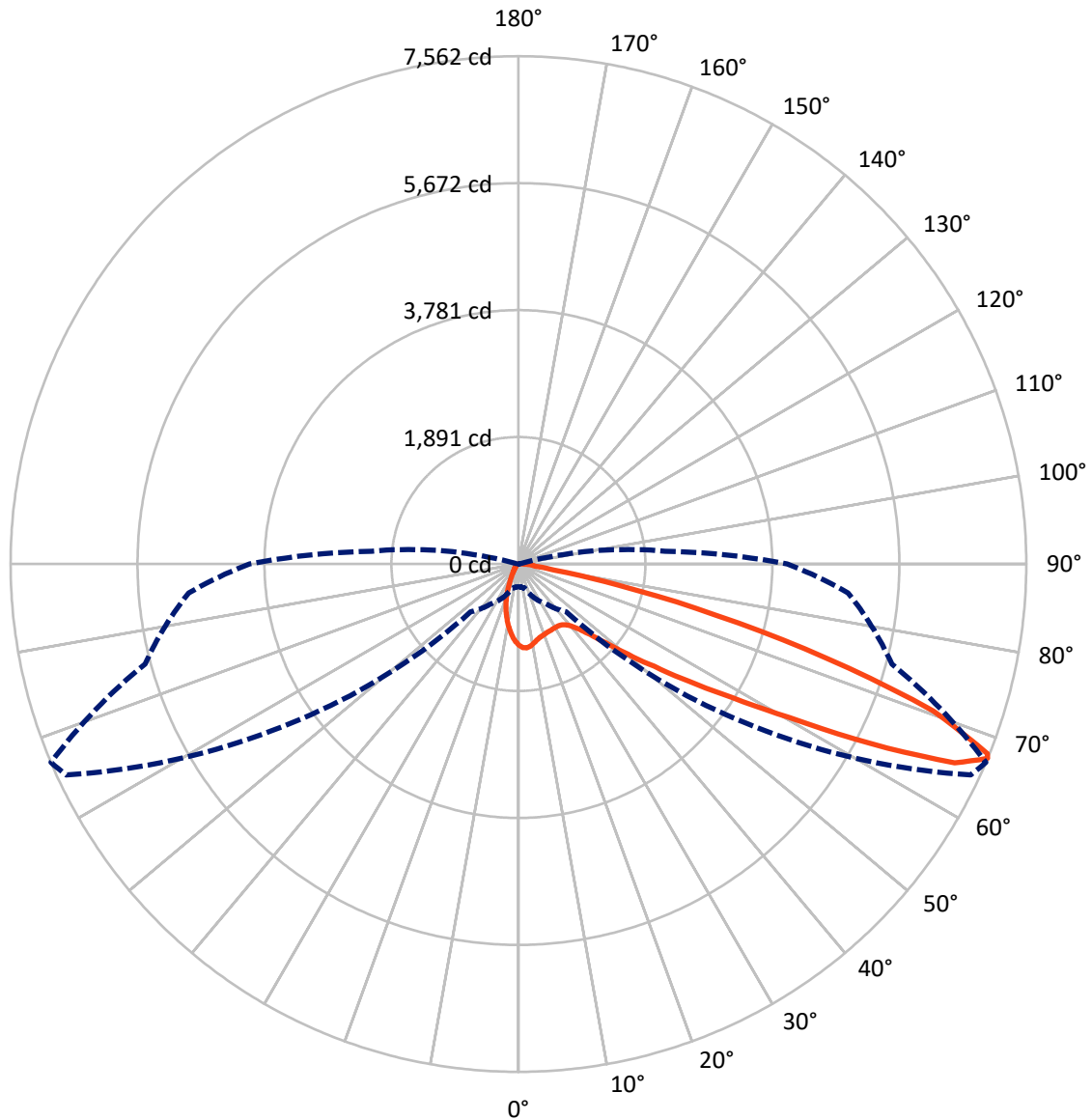


Based on 10 foot mounting height. Maximum calculated value = 12.1 fc
 Type II - Short - Semi-Cutoff

REPORT NUMBER: P199953

CATALOG NUMBER: GWC-AF-01-LED-E1-SL2-7030-1200-HSS

Luminous Intensity Polar Plot



— Vertical Plane Through 67-Deg Lateral - - - Horizontal Cone Through 67-Deg Vertical

REPORT NUMBER: P199953

CATALOG NUMBER: GWC-AF-01-LED-E1-SL2-7030-1200-HSS

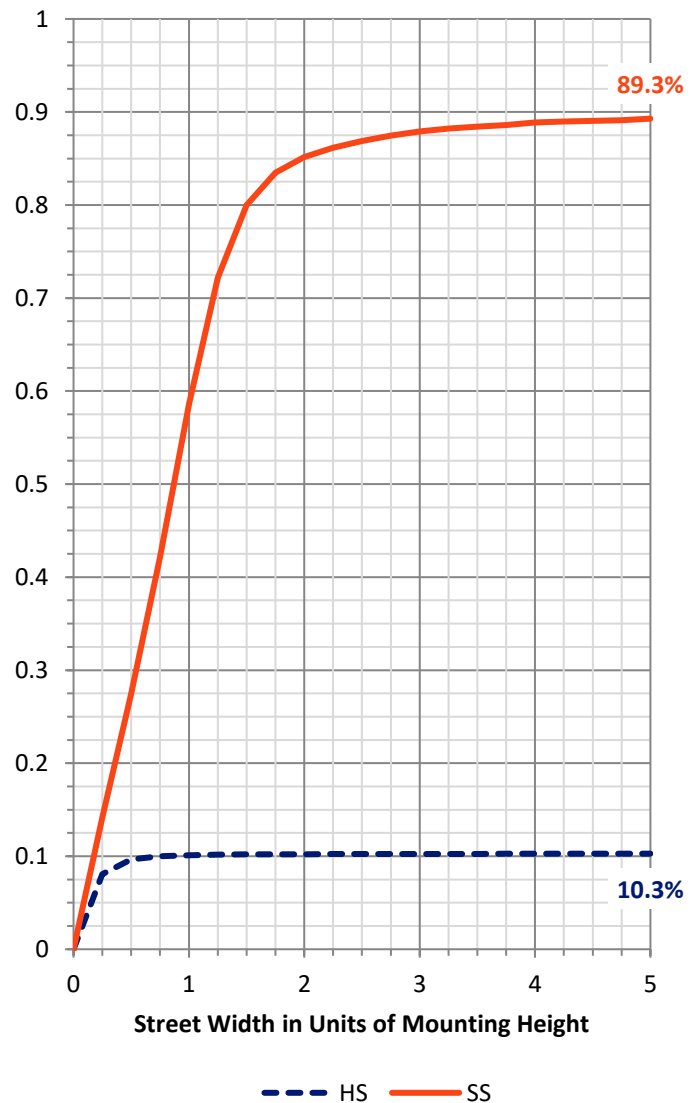
FLUX DISTRIBUTION:

		Downward	Upward	Total
House Side	Lumens	570.2	0.0	570.2
	% Fixture	10.4	0.0	10.4
Street Side	Lumens	4921.5	0.0	4921.5
	% Fixture	89.6	0.0	89.6
Total	Lumens	5491.8	0.0	5491.8
	% Fixture	100.0	0.0	100.0

ZONAL LUMENS:

Zone	Lumens	% Fixture
0°-10°	98.5	1.8
10°-20°	209.7	3.8
20°-30°	305.0	5.6
30°-40°	475.7	8.7
40°-50°	842.8	15.3
50°-60°	1333.6	24.3
60°-70°	1527.4	27.8
70°-80°	633.6	11.5
80°-90°	65.5	1.2
90°-100°	0.0	0.0
100°-110°	0.0	0.0
110°-120°	0.0	0.0
120°-130°	0.0	0.0
130°-140°	0.0	0.0
140°-150°	0.0	0.0
150°-160°	0.0	0.0
160°-170°	0.0	0.0
170°-180°	0.0	0.0
0°-90°	5491.8	100.0
0°-180°	5491.8	100.0

Coefficient of Utilization



REPORT NUMBER: P199953

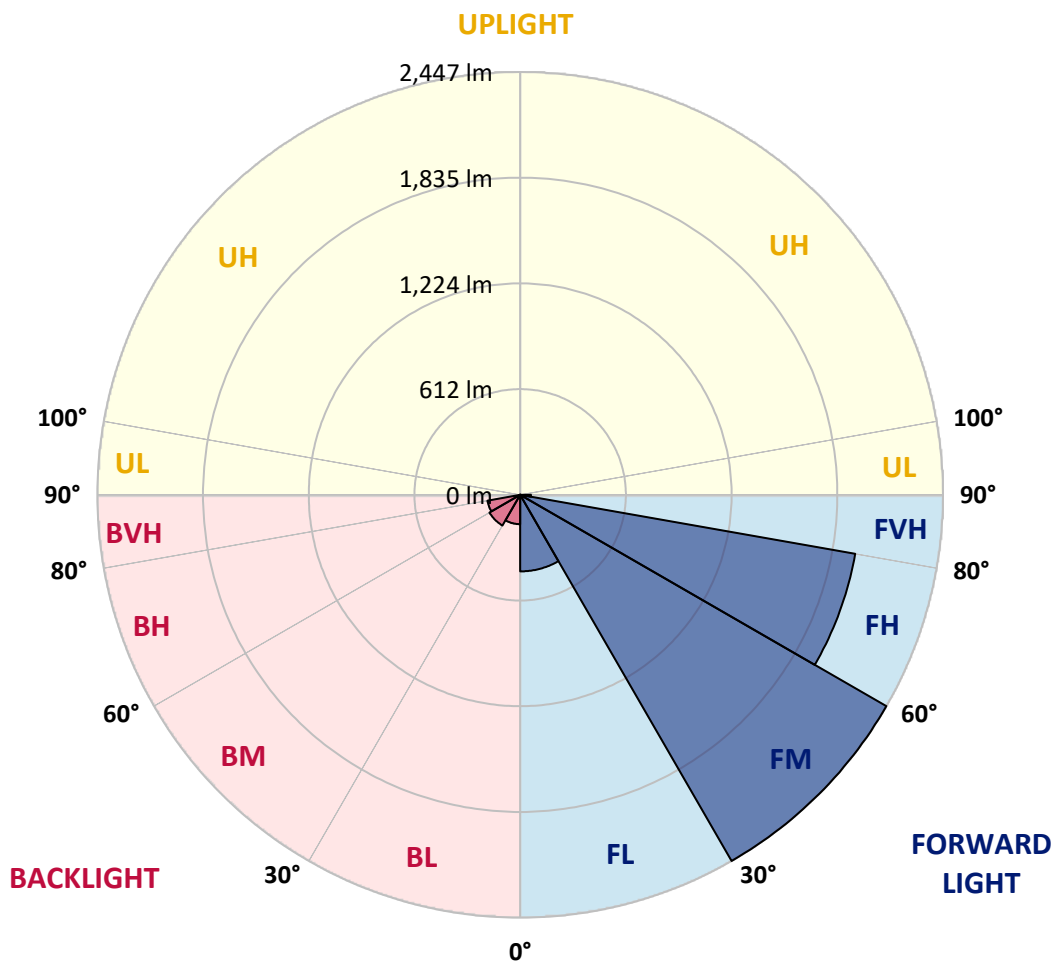
CATALOG NUMBER: GWC-AF-01-LED-E1-SL2-7030-1200-HSS

LUMINAIRE CLASSIFICATION SYSTEM LUMEN TABLE AND BUG RATING:

Zone	Lumens	% Fixture	Zone Rating/Lumen Limit		
			B	U	G
FL (0°-30°)	443.1	8.1			
FM (30°-60°)	2447.1	44.6			
FH (60°-80°)	1968.8	35.9			G2/5000
FVH (80°-90°)	62.5	1.1			G1/100
BL (0°-30°)	170.1	3.1	B1/500		
BM (30°-60°)	204.9	3.7	B0/220		
BH (60°-80°)	192.2	3.5	B1/500		G1/500
BVH (80°-90°)	3.0	0.1			G0/10
UL (90°-100°)	0.0	0.0		U0/0	
UH (100°-180°)	0.0	0.0		U0/0	

BUG Rating: B1-U0-G2

Type II Short



REPORT NUMBER: P199953

CATALOG NUMBER: GWC-AF-01-LED-E1-SL2-7030-1200-HSS

CANDELA DISTRIBUTION (FULL):

	0°	5°	15°	25°	35°	45°	55°	65°	67°	75°	85°
0°	1211.1	1211.1	1211.1	1211.1	1211.1	1211.1	1211.1	1211.1	1211.1	1211.1	1211.1
2.5°	1252.2	1254.7	1254.4	1256.3	1260.7	1261.1	1256.7	1248.0	1246.0	1234.9	1215.3
5°	1154.7	1162.1	1166.7	1184.9	1205.3	1230.0	1248.6	1255.4	1254.4	1246.4	1216.9
7.5°	1043.6	1051.0	1056.1	1077.5	1104.8	1147.1	1195.4	1235.2	1238.7	1247.3	1215.6
10°	969.6	970.9	977.9	998.5	1026.9	1070.2	1127.9	1197.4	1207.9	1239.6	1212.4
12.5°	908.8	909.7	919.0	941.1	971.5	1015.1	1075.7	1156.0	1172.4	1230.0	1211.8
15°	865.5	869.0	877.4	900.4	932.7	976.0	1038.2	1125.6	1145.2	1226.5	1217.6
17.5°	851.1	855.0	857.5	874.2	903.6	945.9	1009.6	1105.8	1127.9	1228.4	1228.7
20°	866.1	869.0	863.2	867.4	885.7	923.5	985.7	1088.8	1115.0	1230.7	1243.1
22.5°	922.2	923.5	907.8	889.5	886.3	907.2	966.8	1075.4	1103.5	1236.8	1260.1
25°	1018.3	1016.1	990.4	951.0	913.8	904.3	955.5	1067.0	1097.7	1243.1	1277.7
27.5°	1134.2	1137.4	1102.2	1044.9	974.1	923.5	953.9	1063.4	1095.1	1247.6	1293.2
30°	1275.2	1279.7	1239.3	1167.2	1065.7	970.9	968.6	1062.8	1093.6	1244.7	1294.4
32.5°	1419.1	1424.4	1392.8	1318.4	1188.0	1050.3	1002.0	1069.9	1096.7	1234.9	1287.1
35°	1569.5	1577.3	1556.1	1492.4	1354.0	1165.0	1060.5	1091.4	1111.9	1233.9	1279.7
37.5°	1777.5	1784.5	1744.8	1677.2	1554.8	1318.7	1154.7	1131.6	1147.4	1249.3	1281.6
40°	2087.9	2086.9	1984.4	1880.9	1775.6	1514.1	1287.1	1204.7	1212.7	1295.7	1305.3
42.5°	2426.1	2424.5	2273.0	2115.7	2020.5	1754.7	1461.0	1330.9	1325.5	1381.3	1366.8
45°	2686.8	2686.5	2562.8	2385.7	2315.6	2030.9	1685.9	1506.5	1498.1	1520.2	1480.2
47.5°	2798.0	2799.9	2737.8	2613.2	2642.7	2404.3	1969.3	1760.8	1748.3	1739.4	1678.5
50°	2711.5	2715.4	2720.5	2696.1	2882.6	2906.2	2349.5	2119.3	2113.1	2073.1	1978.0
52.5°	2429.0	2448.6	2508.7	2585.9	2965.8	3388.1	2945.6	2564.5	2531.8	2489.2	2384.4
55°	1953.0	1974.5	2088.9	2276.2	2841.9	3704.5	3781.1	3138.6	3084.1	2956.9	2805.7
57.5°	1292.5	1325.8	1491.8	1730.0	2481.9	3755.4	4614.5	3935.1	3745.5	3397.3	3226.9
60°	712.1	744.1	924.1	1140.0	1792.5	3503.6	5175.1	4972.3	4637.3	3889.7	3738.4
62.5°	438.5	455.8	588.7	789.6	1075.0	2765.3	5291.1	6275.7	5887.9	4523.6	4356.3
65°	349.2	356.5	421.6	645.4	770.6	1644.8	4916.6	7269.3	7139.9	5291.1	4909.6
67°	338.9	341.8	372.5	554.1	726.5	1008.3	4119.0	7431.1	7562.4	5755.5	4926.9
67.5°	341.1	344.3	373.5	528.9	725.2	926.7	3844.2	7367.4	7533.3	5792.4	4850.3
70°	329.0	338.9	427.6	528.6	689.7	770.0	2302.2	6383.3	6556.0	5382.1	4115.5
72.5°	116.6	117.3	184.8	427.6	749.9	778.4	1156.0	4679.5	4807.3	4117.0	2967.1
75°	69.2	59.0	61.5	121.7	716.5	755.9	666.9	2990.2	3037.9	2359.2	1502.6
77.5°	47.7	41.7	43.0	53.8	272.9	745.4	529.8	1559.3	1508.4	827.4	320.0
80°	27.2	24.1	25.7	47.0	99.4	695.5	499.7	632.3	539.1	140.3	88.4
82.5°	14.4	12.1	14.7	38.8	69.2	433.4	500.6	305.6	242.2	47.4	60.3
85°	5.2	4.2	7.1	26.6	46.1	133.0	464.1	256.9	201.8	23.1	45.8
87.5°	1.0	1.0	2.9	10.8	18.6	40.7	274.5	152.5	102.1	13.7	31.4
90°	0.0	0.0	0.0	0.0	0.0	0.0	0.0	0.0	0.0	0.0	0.0



REPORT NUMBER: P199953

CATALOG NUMBER: GWC-AF-01-LED-E1-SL2-7030-1200-HSS

CANDELA DISTRIBUTION (continued):

	90°	95°	105°	115°	125°	135°	145°	155°	165°	175°	180°
0°	1211.1	1211.1	1211.1	1211.1	1211.1	1211.1	1211.1	1211.1	1211.1	1211.1	1211.1
2.5°	1207.3	1193.5	1174.9	1152.2	1125.3	1101.6	1084.0	1065.7	1061.8	1055.5	1054.5
5°	1199.3	1175.6	1129.5	1076.5	1020.3	969.2	928.0	891.2	874.8	860.7	859.2
7.5°	1187.4	1151.8	1073.4	988.1	900.1	820.1	752.1	704.1	659.9	638.8	635.5
10°	1173.6	1122.7	1010.3	892.1	770.3	657.3	556.4	471.8	420.6	390.1	386.3
12.5°	1160.9	1094.3	945.9	792.5	630.7	479.5	349.8	269.1	215.2	193.4	190.9
15°	1154.7	1071.2	885.7	690.6	484.6	305.3	191.2	148.0	130.4	125.2	124.9
17.5°	1154.1	1051.6	826.7	585.3	339.5	177.4	124.6	113.7	110.2	108.9	108.9
20°	1153.8	1033.0	767.9	476.0	215.6	118.1	103.8	101.2	98.7	97.1	97.1
22.5°	1157.3	1016.4	706.3	364.5	135.8	95.8	91.3	88.7	85.5	83.2	82.9
25°	1160.9	1003.6	643.5	259.5	98.4	83.2	78.8	75.3	70.8	67.9	67.6
27.5°	1161.5	987.5	576.2	173.6	82.3	72.7	66.9	61.5	56.4	53.5	53.2
30°	1151.8	960.7	501.6	117.3	72.7	63.2	55.4	49.6	44.9	42.6	42.6
32.5°	1132.9	927.4	419.6	88.4	64.7	54.1	45.8	40.4	37.2	36.2	35.9
35°	1116.0	891.5	335.3	75.0	58.0	45.8	37.5	33.9	32.0	31.7	31.4
37.5°	1106.1	862.6	256.3	67.9	51.6	38.5	31.7	29.1	28.1	27.5	27.8
40°	1113.7	838.6	189.4	62.2	45.2	32.0	27.0	25.7	24.7	24.4	24.4
42.5°	1147.4	834.4	140.6	57.0	39.1	26.6	23.4	22.4	21.8	21.5	21.8
45°	1235.8	860.0	109.2	52.2	33.0	22.4	19.9	19.5	19.2	19.2	19.2
47.5°	1368.7	913.0	91.0	46.7	27.5	19.2	17.3	17.0	16.6	17.0	17.0
50°	1593.9	1009.6	81.4	41.4	22.8	16.3	14.7	14.7	14.7	14.7	15.0
52.5°	1936.3	1200.0	75.0	35.9	18.6	13.7	12.5	12.5	12.8	12.8	13.1
55°	2317.9	1452.4	69.2	30.4	15.7	11.5	10.2	10.5	10.8	11.2	11.2
57.5°	2731.7	1731.9	64.3	25.0	13.4	9.2	8.7	9.0	9.2	9.9	9.9
60°	3231.0	2034.7	57.4	19.5	11.2	7.4	6.8	7.4	8.4	9.0	9.2
62.5°	3779.5	2327.4	48.3	15.4	9.2	5.8	5.5	6.8	8.1	8.7	9.0
65°	4154.2	2419.4	37.2	12.5	7.1	4.2	4.5	6.1	7.7	8.7	8.7
67°	4002.4	2193.6	30.4	10.5	5.8	3.2	4.2	6.1	7.7	8.4	8.7
67.5°	3897.1	2105.2	29.1	10.2	5.5	3.2	4.2	6.1	7.7	8.7	8.7
70°	3170.9	1581.5	24.4	7.7	4.5	2.9	3.5	5.8	7.4	8.4	8.4
72.5°	2203.1	975.0	21.8	5.5	3.9	2.6	3.2	5.5	7.1	8.1	8.4
75°	1047.4	352.9	18.6	4.2	3.5	2.3	2.9	5.5	7.1	8.1	8.1
77.5°	213.6	82.0	15.0	3.5	2.9	2.3	2.6	5.2	6.8	7.7	7.7
80°	70.1	31.7	11.2	3.2	2.9	2.3	2.6	4.8	6.8	7.4	7.7
82.5°	50.6	16.0	7.4	3.2	2.9	2.3	2.3	4.8	6.4	7.4	7.4
85°	38.8	11.2	4.8	3.2	2.9	2.3	2.3	4.5	6.1	7.1	7.1
87.5°	25.7	4.5	3.9	3.2	2.9	2.3	2.3	4.5	5.8	6.8	7.1
90°	0.0	0.0	0.0	0.0	0.0	0.0	0.0	0.0	0.0	0.0	0.0

(END OF REPORT)